



PLXDRHK2101B

Inverter

Wall Mounted



Cooling Only
Heatpump

FTKA-B Series
FTXA-B Series



Stylish Design

Symmetrical Horizontal Curve

A design accent that highlights air being move forward, inspired by yachts sails

Concave Silhouette Profile

A unique sculpted profile that highlights the movement of air

Contrast Accent Lining

A slim gloss lining that gives off a crisp lighting reflection to give it that extra shine

Minimalistic LED Indication

Gradual Curved Side Edges

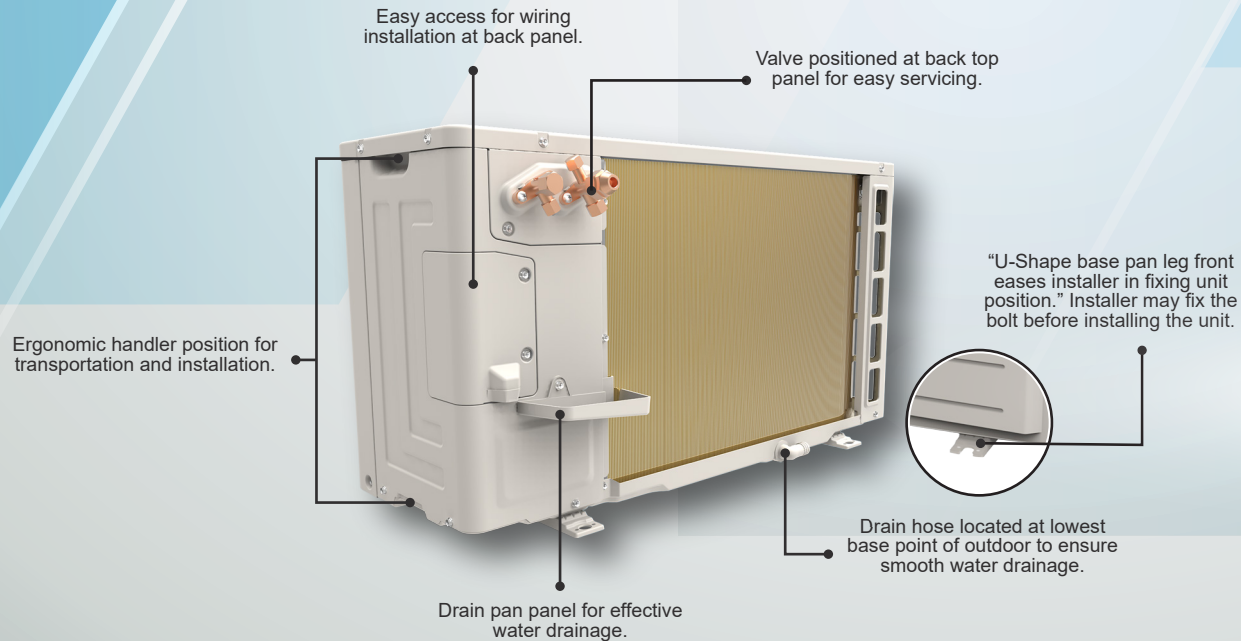
Soft curved edges, that gives a more approachable appearance



Compact & Light Outdoor





**Weight: 24kg (RXA25AV1H)
25kg (RKA/RXA35AV1H)
27kg (RKA/RXA50AV1H)**



Servicing & Installation Features

More Compact & Lighter Outdoor



Servicing & Installation Features

Comfort Airflow



What is Inverter technology?

Inverter system ensures faster cooling with significant energy saving. Moreover, it helps to maintain consistent temperature in the room, makes you feel comfortable all the time especially when you are sleeping.

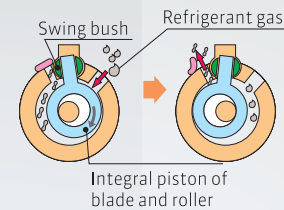
DC Inverter

Daikin calls an inverter model that is equipped with a DC motor DC Inverter. A DC motor offers higher efficiency than an AC motor. A DC motor uses the power of magnets to attract and repel to generate rotation. A DC motor that is equipped with high-power neodymium magnets, which enables even greater efficiency, is called a Reluctance DC motor.




Swing Compressor

Thanks to its smooth rotation, the swing compressor decreases friction and vibration. It also prevents the leakage of refrigerant gas during compression. These advantages provide quiet and efficient operation.




The swing compressor can reduce operational vibration and sound because its piston moves smoothly inside the compressor.



Reluctance DC motor for compressor

Daikin DC Inverter models are equipped with the Reluctance DC motor for compressors. The Reluctance DC motor uses 2 different types of torque, neodymium magnet¹ and reluctance torque². This motor saves energy by generating more power with a smaller electric current than AC or conventional DC motors. It is more efficient at the low frequencies most commonly used by air conditioners³, improving efficiency by approximately 20%.



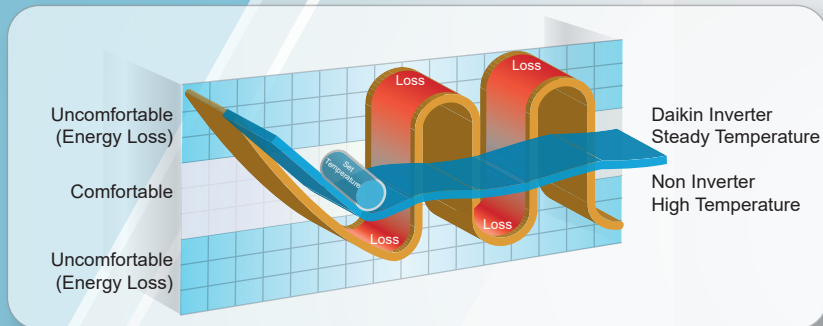
Neodymium magnets are used in the pink-coloured area.

1. A neodymium magnet is approximately 10 times stronger than a standard ferrite magnet.
2. The torque created by the change in power between the iron and magnet parts.
3. The frequency range used by air conditioners during periods of stable operation. This is the range in which air conditioners operate for the longest periods.

Advantages of Inverter technology

- Superior comfort
- Higher efficiency
- Powerful operation
- Better energy savings

Fixed speed (non-inverter) systems operate by compressor start-stop cycles which consumes more energy and have higher variance of the room temperature.



Low starting current

Taking the advantages of the ability to modulate the compressor speed, inverters are designed to operate with “soft start” feature. The compressor motor does not require high current during start up.

Flexible installation

The extended piping length promotes flexible installation

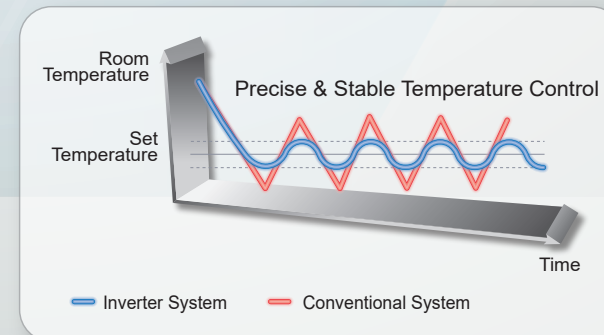
Model	Pre-charge length (m)	Max. length (m)	Max. elevation (m)
FTKA20/25BV1H RKA20/25BV1H	7.5	20.0	10.0
FTXA25BV1H RXA25AV1H	7.5	20.0	10.0
FTKA/FTXA35BV1H RKA/RXA35AV1H	7.5	20.0	10.0
FTXA50BV1H RXA50AV1H	7.5	25.0	10.0
FTKA50BV1H RKA50AV1H	7.5	25.0	15.0

Note:

Additional refrigerant is required if the piping is longer than the pre-charge length. For details, kindly refer to the installation manual.

Flexible performance, rapid response time

After quickly reaching set temperature, the inverter system constantly adjusts and fine-tunes the cooling capacity to prevent undesired temperature swings. Room comfort level is constantly maintained even when the number of people in the room increases or decreases.



Titanium Apatite

Deodorizing Filter

Titanium apatite filter is a filter with advanced adsorption power and effectively deodorizing odours. The filter delivers consistent performance for approximately 3 years if washing with water is performed once every 6 months.

Catechin Saranet Filter

The catechin contained in the filter, which are extracted from green tea, will deactivate bacteria, virus and unpleasant odours captured by the filter.

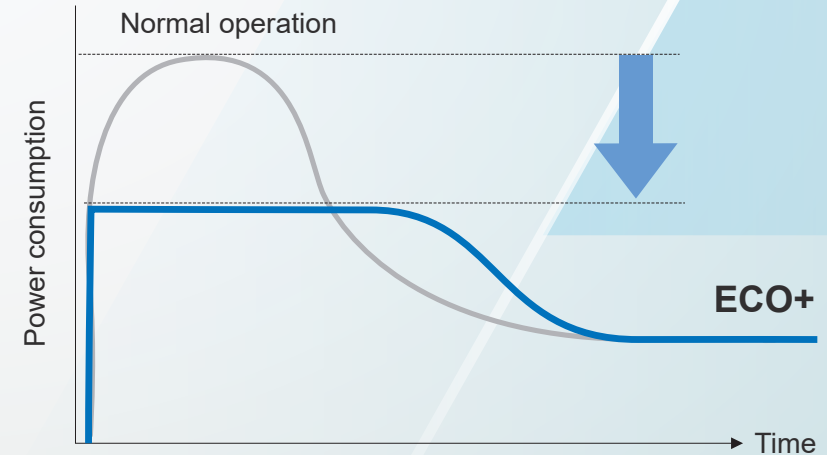
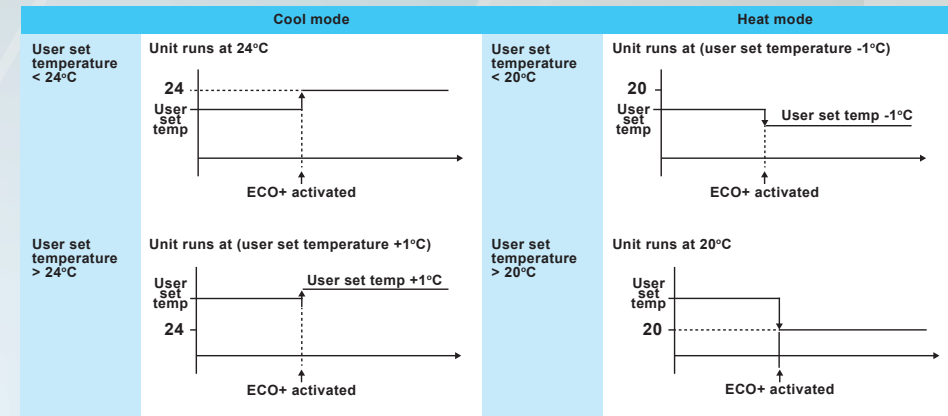
Active group annihilates and kill bacteria by

- 1) Affect bacterial microbial cell membrane
- 2) Reduce bacterial infective activity
- 3) Bond with metal ion complex of bacterial, annihilates the growth of bacterial and virus



ECO+ Function

An intelligent feature that ensures optimum energy consumption while fulfilling basic human comfort needs. Once activated, set temperature will be adjusted automatically to an eco-friendly level. Power saving through limiting outdoor power input / running current.



*More time is required to reach set temperature after activating ECO+ mode.

Swing Function




This will ease air flow navigation with auto up-down and left-right swing selection. Total of 5 steps for up-down louver and 5 step for left-right louver position for air flow navigation.

Up down louver	Position
Step 1	
Step 2	
Step 3	
Step 4	
Step 5	
Auto	

Left right louver	Position
Step 1	
Step 2	
Step 3	
Step 4	
Step 5	
Auto	

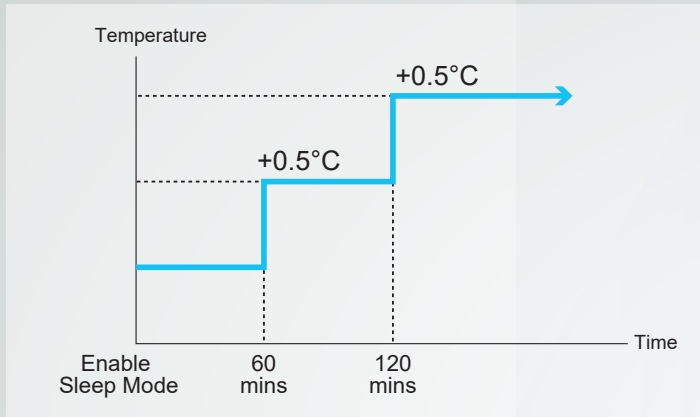
3D Air 3D

To provide air circulation and draft with 3-dimensional swing function, creating rectangular air flow within the room to cool down the room thoroughly. Ensure even distribution and coverage of airflow in the space/room. Both up-down louver and left-right louver will run in auto swing.



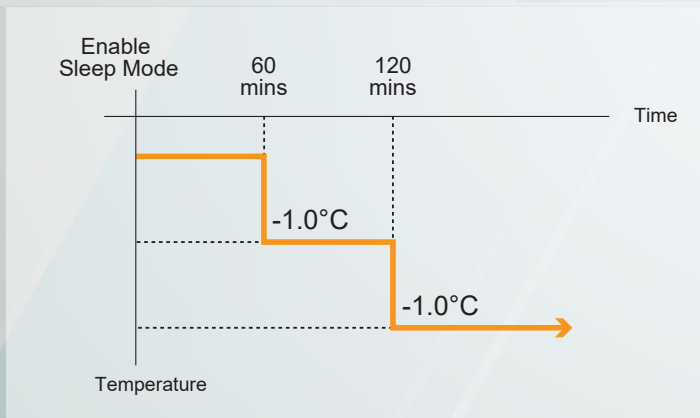
Sleep Mode

Pressing the Sleep button activates the Sleep Mode. This function prevents excessive cooling/heating for a pleasant sleep.



Cooling operation:

- 1) After 60 minutes, room temperature is raised by 0.5°C .
- 2) After 120 minutes, room temperature is raised by another 0.5°C .

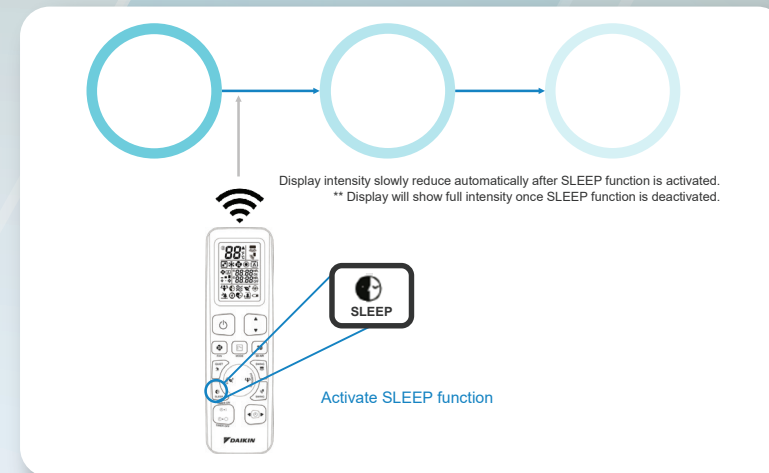


Heating operation:

- 1) After 60 minutes, room temperature is reduced by 1°C .
- 2) After 120 minutes, room temperature is reduced by another 1°C .

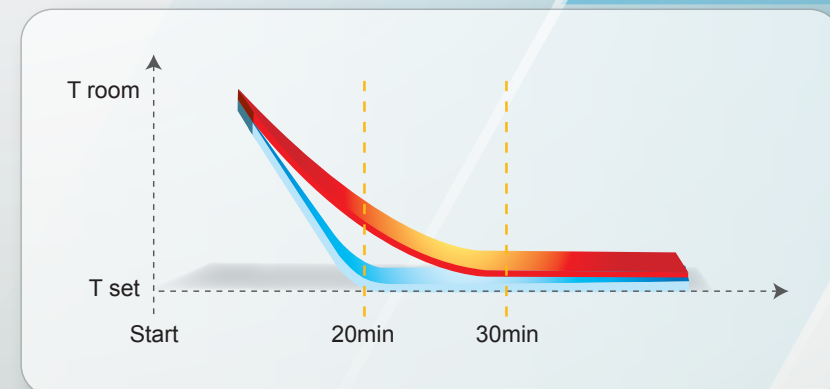
LED Dim off

Auto adjustment on display intensity when SLEEP function is activated, which allow user to enjoy sleep time with minimum disturbance from LED Light



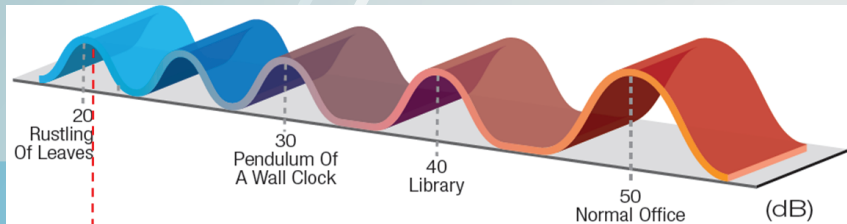
Powerful

This feature provide maximum cooling effect to user who seek for instant cooling. Once activated, fan speed will run at Turbo and compressor will run in maximum frequency to provide maximum cooling capacity. This enables the set temperature to be achieved faster. This operation will continue for 20 minutes, and then back to user setting.



Quiet

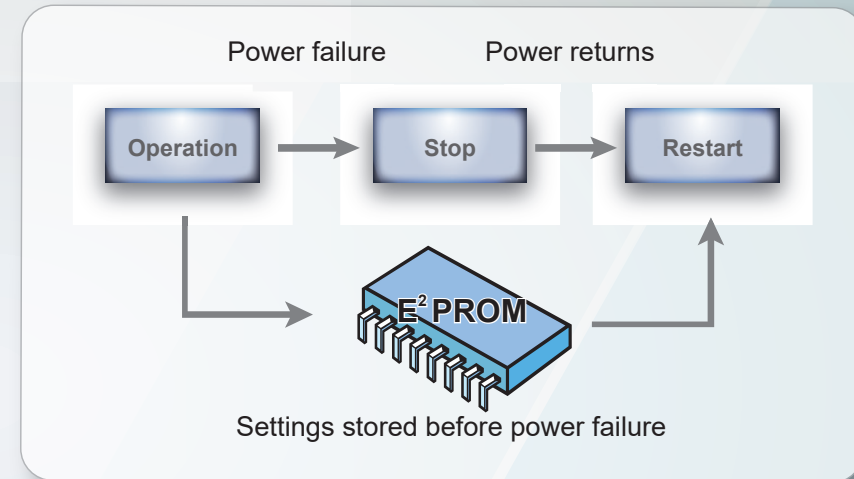
By selecting Quiet mode, the sound pressure level is reduced to an unobtrusive 21 dBA. Outdoor unit fan speed and compressor frequency will be tune down to ensure an undisturbed environment.



21dBA for FTKA20/25

Auto-Restart after Power Failure

The air conditioner memorises the settings for operation mode, fan speed and temperature setting and automatically returns to them when power is restored after a power failure.



Anti-Corrosion Hydrophilic Gold Fin

The outdoor unit's heat exchanger fins are constructed from anti-corrosion hydrophilic gold fin. The anti-corrosion fin increases the life span of the heat exchanger, especially when operating under corrosive and harsh environment.

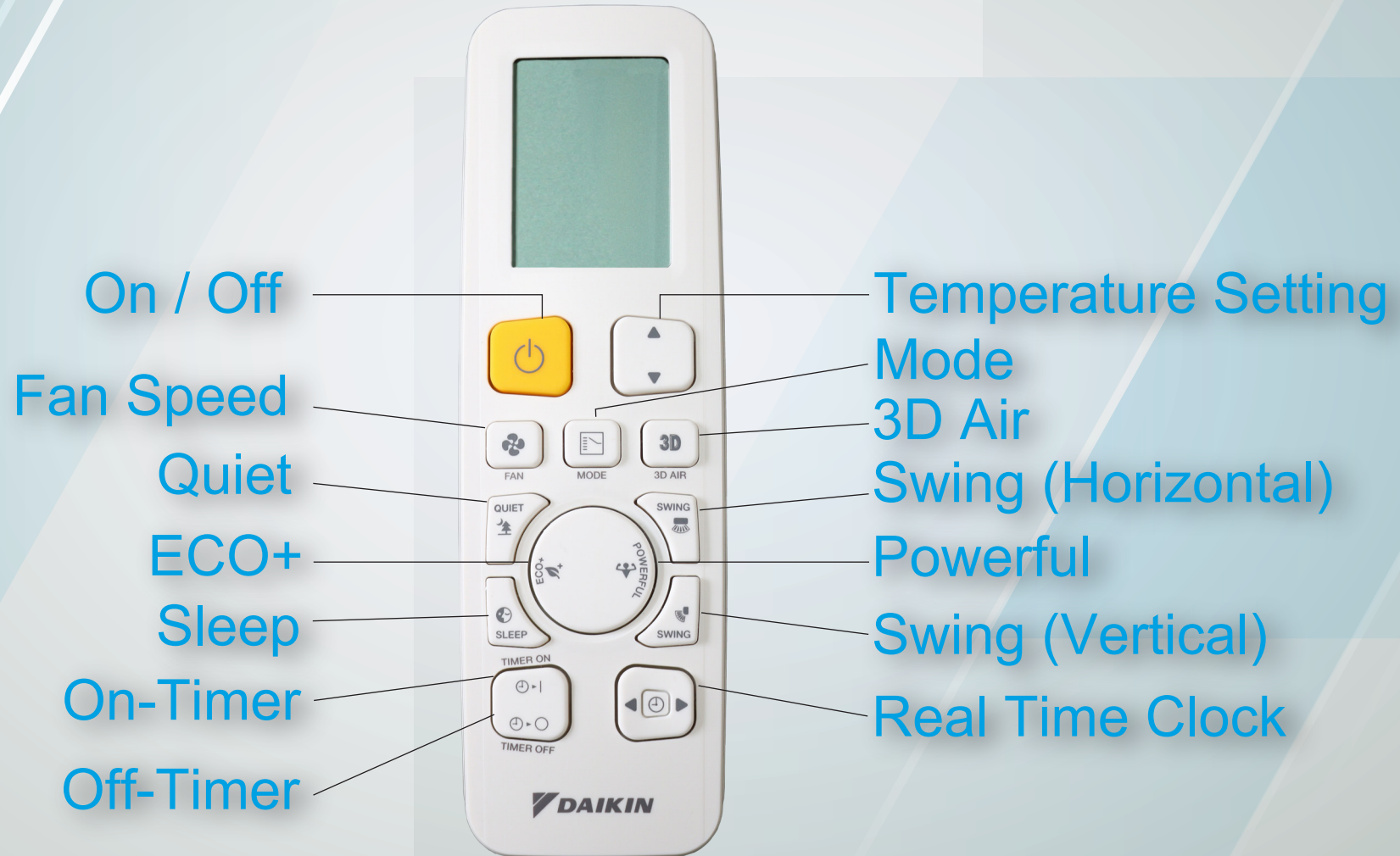
Note: Gold fin only applicable for RKA35/50AV1H and RXA25/35/50AV1H

Easy-to-use Wireless Remote Controller

Cooling Only Handset



Heatpump Handset



Specifications

FTKA20BV1H + RKA20BV1H (Cooling)
 FTKA25BV1H + RKA25BV1H (Cooling)
 FTKA35BV1H + RKA35AV1H (Cooling)
 FTKA50BV1H + RKA50AV1H (Cooling)


Efficiency Data			20	25	35	50
Cooling capacity	MIN-MAX	Btu/hr	6800 (3000 - 8200)	8800 (3300 - 9300)	11000 (3700 - 11900)	17050 (5560 - 17600)
		kW	2.00 (0.88 - 2.40)	2.58 (0.98 - 2.75)	3.22 (1.10 - 3.50)	5.00 (1.63 - 5.16)
Total input power	Cooling	W	570	680	1075	1840
EER		W/W	3.50	3.79	3.00	2.72
CSPF			5.23	5.84	4.86	4.53
CSPF GRADE			GRADE 1	GRADE 1	GRADE 1	GRADE 1

Indoor unit	FTKA-BV1H		20	25	35	50
Air flow	T/H/M/L/Q	cfm	340/300/250/205/170	410/380/300/230/170	385/360/305/225/200	685/600/525/445/390
Sound pressure level	H/M/L/Q	dB(A)	34/29/25/21	39/34/26/21	40/36/29/23	43/41/36/31
Dimension	HxWxD	mm	288 X 785 X 250	288 X 785 X 250	288 X 785 X 250	297 X 1005 X 288
Net weight		kg	9	9	9	12


Outdoor unit	RKA-AV1H / RKA-BV1H		20	25	35	50
Power supply		Ph/V/Hz		1 phase, 220 V, 50 Hz (Power from Indoor)		
Sound pressure level		dB(A)	48	49	51	56
Dimension	HxWxD	mm	418 x 695 x 244	418 x 695 x 244	420 X 765 X 291	420 X 765 X 291
Net weight		kg	18.5	20	25	27
Pipe connection	Liquid	mm	6.4	6.4	6.4	6.4
	Gas	mm	9.5	9.5	9.5	12.7
Piping	Max. length	m	20	20	20	25
	Max. elevation	m	10	10	10	15

Note:

1. Rated cooling capacities are based on the following conditions: Indoor temp. 27°CDB, 19°CWB; outdoor temp. 35°CDB.
2. Pre-charged refrigerant amount is based on standard pre-charged piping length of 7.5m.



FTKA20BV1H
 FTKA25BV1H
 FTKA35BV1H



FTKA50BV1H




RKA20BV1H
 RKA25BV1H




RKA35AV1H
 RKA50AV1H

FTXA25BV1H + RXA25AV1H (Heatpump)
 FTXA35BV1H + RXA35AV1H (Heatpump)
 FTXA50BV1H + RXA50AV1H (Heatpump)

Efficiency Data			25	35	50
Cooling capacity	MIN-MAX	Btu/hr	8800 (3300 - 9300)	11000 (3700 - 11900)	17050 (5900 - 17600)
		kW	2.58 (0.98 - 2.75)	3.22 (1.10 - 3.50)	5.00 (1.73 - 5.16)
Heating capacity	MIN-MAX	Btu/hr	11000 (4200 - 11600)	14350 (3900 - 14600)	15400 (6800 - 17000)
		kW	3.22 (1.25 - 3.40)	4.21 (1.15 - 4.30)	4.51 (1.99 - 4.98)
Total input power (Cooling)		W	785	1075	1920
Total input power (Heatpump)		W	884	1449	1420
EER		W/W	3.29	3.00	2.60
COP		W/W	3.64	2.91	3.18
CSPF			4.85	4.86	4.53
CSPF GRADE			GRADE 1	GRADE 1	GRADE 1
HSPF			4.14	4.02	3.96
HSPF GRADE			GRADE 1	GRADE 1	GRADE 1



FTXA25BV1H
 FTXA35BV1H



FTXA50BV1H



RXA25AV1H
 RXA35AV1H
 RXA50AV1H

Indoor unit	FTXA-BV1H		25	35	50
Air flow (Cooling)	T/H/M/L/Q	cfm	375/340/285/215/190	385/360/305/225/200	685/600/525/445/390
Air flow (Heating)	T/H/M/L/Q	cfm	375/340/285/215/190	385/360/305/225/200	510/450/400/365/335
Sound pressure level (Cooling)	H/M/L/Q	dB(A)	38/34/26/22	40/36/29/23	43/41/36/31
Sound pressure level (Heating)	H/M/L/Q	dB(A)	38/34/26/22	40/36/29/23	37/34/32/30
Dimension	HxWxD	mm	288 X 785 X 250	288 X 785 X 250	297 X 1005 X 288
Net weight		kg	9	9	12

Outdoor unit	RXA-AV1H		25	35	50
Power supply		Ph/V/Hz	1 phase, 220 V, 50 Hz (Power from Indoor)		
Sound pressure level		dB(A)	51	51	56
Dimension	HxWxD	mm	420 X 765 X 291	420 X 765 X 291	420 X 765 X 291
Net weight		kg	24	25	27
Pipe connection	Liquid	mm	6.4	6.4	6.4
	Gas	mm	9.5	9.5	12.7
Piping	Max. length	m	20	20	25
	Max. elevation	m	10	10	10

Note:

1. Rated cooling capacities are based on the following conditions: Indoor temp. 27°CDB, 19°CWB; outdoor temp. 35°CDB.
2. Rated heating capacities are based on the following conditions: Indoor temp. 20°CDB; outdoor temp. 7°CDB, 6°CWB.
3. Pre-charged refrigerant amount is based on standard pre-charged piping length of 7.5m.

Functions

Comfortable Airflow



Vertical Auto-Swing (up and down)

This function automatically moves the flaps up and down to distribute cool or warm air across a room.



Horizontal Auto-Swing (left and right)

Horizontal Auto-Swing automatically moves the louvers to the left and right to cover a room with cool or warm air.



Power-Airflow Dual Flaps

This function combines Vertical and Horizontal Auto-Swing to circulate a cloud of cool or warm air right to the corners of even large spaces. The flaps and louvers swing in turn.

Lifestyle Convenience



ECO+

An intelligent feature that ensures optimum energy consumption while fulfilling basic human comfort needs. Once activated, set temperature will be adjusted automatically to an eco-friendly level while limiting the maximum power consumption.



Powerful Operation

This function boosts cooling or heating performance for a 20 minutes period. It is convenient when it is necessary to change the room temperature quickly.



Indoor Unit On/Off Switch

The unit can be conveniently started by hand if the wireless remote controller is misplaced or its batteries are not charged.

Note: Optional Wired Controller is also available

BRC51A61: Heatpump

BRC51A62: Cooling Only

BRC51D61: Cooling Only & Heatpump

For details of the wired controller's functions, please refer to Engineering Data Book.

Comfort Control



Indoor Unit Quiet Operation

Indoor unit operating sound pressure levels are decreased from the Low setting fan speed using the wireless remote controller.



Automatic Operation

This function automatically selects cooling or heating operation mode based on the room temperature at startup.



Programme Dry Function

The computer chip works to rid the room of humidity while keeping the room temperature as stable as possible. It controls the temperature and airflow rate automatically, so manual adjustment of these functions is not available.



Auto Fan Speed

The microprocessor automatically adjusts the fan speed to high to rapidly reach the set temperature. Once the temperature is achieved, this function reduces the fan speed to low.

Cleanliness



Titanium Apatite Deodorising Filter

This filter contains titanium apatite. While the filter's micron-level fibres trap dust, the titanium apatite adsorbs odours and allergens, as well as deodorises odours. The filter can be used for up to three years with proper maintenance.



Catechin Air Filter

This filter is infused with catechin extracted from green tea. This substance deactivate bacteria and virus captured on the filter surface. On top of that, this substance stop any mildew grow on the filter surface.



Wipe-Clean Flat Panel

The flat panel models can be cleaned with only the single pass of a cloth across their smooth surface. The flat panel can also be easily removed for more thorough cleaning.

Timers



24 Hour On/Off Timer

This timer can start or stop the air conditioner within a 24 hour period. It can be preset in 30 minute steps by pressing the or button on the wireless remote controller for time adjustment. The on timer and off timer can be used in combination.



Sleep Mode

Pressing the Sleep button activates the Sleep Mode.

Cooling operation:

1) After 60 minutes, room temperature is raised by 0.5°C.

2) After 120 minutes, room temperature is raised by another 0.5°C.

Heating operation:

1) After 60 minutes, room temperature is reduced by 1°C.

2) After 120 minutes, room temperature is reduced by another 1°C.

Worry Free



Auto-Restart after Power Failure

The air conditioner memorises the settings for operation mode, fan speed and temperature setting and automatically returns to them when power is restored after a power failure.



Self-Diagnosis with Digital Display

Malfunction codes can be retrieved and shown on the digital display panel of the wireless remote controller for fast and easy maintenance.



Anti-Corrosion Hydrophilic Gold Fin

The outdoor unit's heat exchanger fins are constructed from anti-corrosion hydrophilic gold* fin. The anti-corrosion fin increases the life span of the heat exchanger, especially when operating under corrosive and harsh environment.

*Only applicable for RKA35/50AV1H and RXA25/35/50AV1H

Warning

- Daikin products are manufactured for export to numerous countries throughout the world. Prior to purchase, please confirm with your local authorised importer, distributor and/or retailer whether this product conforms to the applicable standards, and is suitable for use, in the region where the product will be used. This statement does not purport to exclude, restrict or modify the application of any local legislation.
- Ask a qualified installer or contractor to install this product. Do not try to install the product yourself. Improper installation can result in water or refrigerant leakage, electrical shock, fire or explosion.
- Use only those parts and accessories supplied or specified by Daikin. Ask a qualified installer or contractor to install those parts and accessories. Use of unauthorised parts and accessories or improper installation of parts and accessories can result in water or refrigerant leakage, electrical shock, fire or explosion.
- Read the User's Manual carefully before using this product. The User's Manual provides important safety instructions and warnings. Be sure to follow these instructions and warnings.

If you have any enquiries, please contact your local importer, distributor and/or retailer.

Caution

Cautions on product corrosion

1. Air conditioners should not be installed in areas where corrosive gases, such as acid gas or alkaline gas, are produced.
2. If the outdoor unit is to be installed close to the sea shore, direct exposure to the sea breeze should be avoided. If you need to install the outdoor unit close to the sea shore, contact your local distributor.

DEALER**DAIKIN MALAYSIA SDN. BHD.**

Lot 60334, Persiaran Bukit Rahman Putra 3,
Taman Perindustrian Bukit Rahman Putra,
47000 Sungai Buloh, Selangor Darul Ehsan, Malaysia.
www.daikinmalaysia.com

DAIKIN INDUSTRIES, LTD.

Head Office:
Umeda Center Bldg., 2-4-12, Nakazaki-Nishi,
Kita-ku, Osaka, 530-8323 Japan.